



# SHEARS

C-SMART AND C-GENIUS SERIES





Some of the Revolution Machine Tools Team

## ABOUT REVOLUTION MACHINE TOOLS

Revolution Machine Tools (RMT), founded by long time industry leader Kyle Jorgenson, is a metal fabrication machine tools company. RMT's design team has created the most innovative and precise tools in the North American market today. We are partners with leading manufacturers who build our designs to our stringent specifications in state of the art manufacturing facilities.

Kyle Jorgenson started in the Machine Tool industry working with his father, Roger Jorgenson, who founded Jorgenson Machine Tools in 1974. Roger taught Kyle how important relationships and customer service are, and Kyle has built his reputation on those principles. Revolution Machine Tools is supported by an ever expanding team of industry professionals, which include design, marketing, service and support, who have these same values and respect Kyle's vision. Together, they are creating a revolution in the Machine Tool industry.

RMT's main focus is in large cutting, forming, and rolling machines for the metal fabrication industry. RMT's research and development team has created the most innovative, fast, durable and accurate machines in the industry. Our machines are all backed by a strong warranty and an outstanding service team dedicated to keeping your machines operational. We understand the time value of money and how expensive downtime can be.





RMT offers several innovative machines including Fiber Lasers, Press Brakes, Plate Rolls, Ironworkers, Angle Rolls, Hydraulic Presses, Shears, Structural Steel Drills, Band Saws, and much more. All RMT product designs are built for durability, precision, repeatability, and speed.

### PRE-SALE CONSULTATION

RMT's commitment to service begins with our site assessment consultation. Before we even discuss purchasing equipment we make an assessment of your production area to determine whether the equipment will work well in your manufacturing environment. We look at where the equipment will be placed on the production floor, how it will be brought into the facility, and even ways to make the disposal of scrap and waste easier to remove. We will also recommend the proper installation of our equipment, or we can even come install it for you. More importantly, we can verify adequate electrical, pneumatic or hydraulic requirements and we look at the surrounding equipment to assess if there are any electro-magnetic or vibration interference issues.





# REVOLUTIONARY SERVICE

## QUALIFIED SERVICE TECHNICIANS

Join the Revolution with service technicians from Revolution Machine Tools that can maintain, troubleshoot and fix your machines. Our goal at RMT is to ensure our customers experience smooth operations and greater return on investment by having their machines repaired and maintained by qualified personnel who are committed to the customer's success.

The service team at Revolution Machine Tools is experienced and able to diagnose, repair and install your equipment when you need it. Twenty-four hours a day, you will reach a live service technician 365 days out of the year. We know that you can't wait for days or weeks to keep your production deadlines, and we are committed to minimizing your downtime and keeping your manufacturing processes moving forward.

## PREVENTATIVE MAINTENANCE PROGRAM

Keeping your machines operating at their peak performance is key to successful manufacturing. At Revolution Machine Tools, we have the right preventative maintenance plan to fit your needs; thus, keeping your machines performing at their most efficient levels.



Our service technicians will create the perfect preventative maintenance plan for you. They will evaluate your machines, and provide you with a customized maintenance plan. Each plan will include general maintenance, safety evaluations, suggested repairs and part replacement.

## SERVICE WHEN YOU NEED IT

Twenty-four hours a day, seven-days a week, you can count on Revolution Machine Tools to be there when you need them. How many times have you needed customer service for a machine breakdown? Each and every breakdown equates to a loss in opportunity cost and profit. At Revolution Machine Tools, we are committed to making sure you get the most out of your equipment, and when it does breakdown, providing repair services in a timely manner.

So, if you are in need of a troubleshooting or repair, you can call our service team anytime, 24-hours a day/7-days a week. Anytime you run into a machine problem, you can reach a service technician by phone or e-mail and we will answer or respond.. You don't need help in two days, you need it now.



# PARTS & TOOLING



## SUPERIOR PARTS AND TOOLING

Every machine used in the chipping, fabrication and forming of metal has consumables and tooling to keep them performing efficiently. These consumables and tools range from hydraulic oil, laser nozzle tips, replacement parts, software and more. Making sure you have the right products to take care of your machines is what we at Revolution Machine Tools specialize in. We stock the highest grade consumables, replacement parts and tooling to fit your needs; and, if on the rare occasion we don't have the part, we most likely know where to find it.

Our parts and tooling department is constantly looking for ways to maximize the potential of your machines. Specialized tooling can be ordered and shipped to your location. We have qualified customer service representatives who can help you find solutions and answers to your manufacturing needs.

Revolution Machine Tools and its staff are committed to providing you the most effective service possible. We encourage you to call, even if we don't carry your brand of machine, and see if we can support you in making sure you have the right parts and tooling to fulfill your production goals and needs.



*Talip, Parts and Tooling Manager*

## REPLACEMENT PARTS AND ACCESSORIES



**NEW OR USED BLADES**



**HYDRAULIC AND MECHANICAL PARTS**



**ELECTRICAL PARTS**



# BENEFITS OF RMT C-SMART & C-GENIUS SHEARS

The RMT C-SMART and C-GENIUS shears have played a huge role behind the sheet metal revolution and have many advantages to offer in helping your operating process go smoother with giving you clean, precise cuts at a high speed with minimal to no kerf, resulting in a very small amount in waste of material. They are cost effective while producing thousands of pieces per hour and can cut relatively small lengths of material at a time. Other benefits of RMT shears include:

- Robust design with frame fabricated from high yield certified steel
- Fast and accurate
- Extremely easy to use
- Reliable long life movement
- Resistance to crashing
- Basically maintenance free
- High production
- Many built-in safety features
- Common off the shelf components

## MAIN FEATURES STANDARD ON C-SMART & C-GENIUS


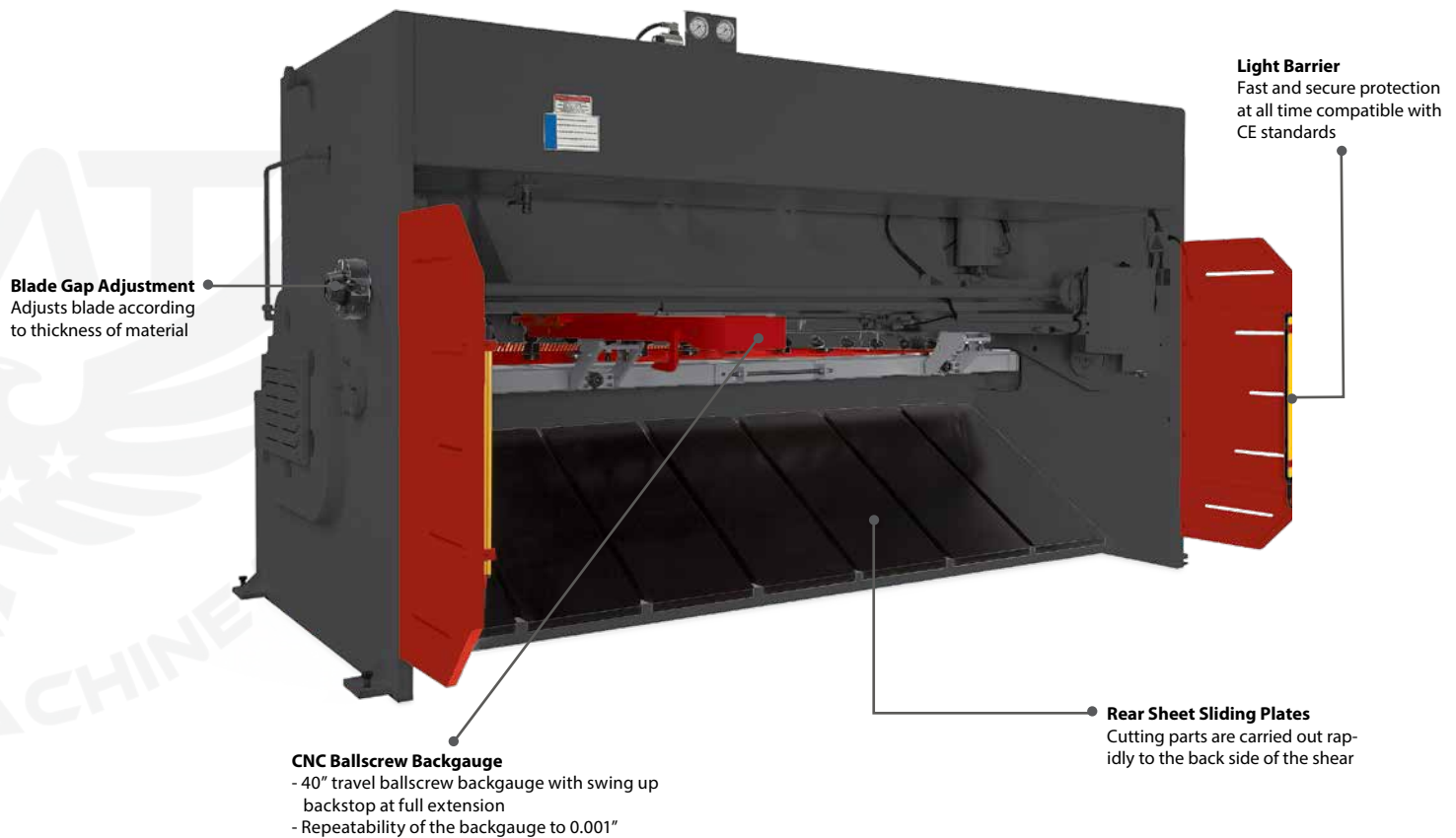


# C-SMART AND C-GENIUS BACKGAUGE



The backgauge comes equipped with a light barrier for fast and secure protection, rear sheet sliding plates to assist in the cutting parts to be rapidly carried out of the back side, ballscrew backgauge with swing up which allows 40" travel and has a repeatability of 0.001", and a blade gap adjustment which adjusts the blade according to the thickness of the material being cut.

## BACKGAUGE FEATURES STANDARD ON C-SMART & C-GENIUS





# CONTROL SYSTEMS

## DELEM DAC-360T

STANDARD CNC Control for C-SMART Series

The DAC-360T control provides a user-friendly and versatile touch control solution for shears. Upon demand multiple back gauge axes, cutting angle, stroke length and gap can be controlled, based on state-of-the-art electronics. Next to back gauge control, the DAC-360T automatically calculates the required setting for the cutting angle and gap depending on material properties and thickness. The stroke length is optimized based on the required cutting length, thus increasing productivity.

The back gauge control supports servo control, 2-speed AC control as well as inverter control. Depending on the application you can select either two-side positioning or single side positioning, using optional spindle correction functionality.

Full force control for clamping and cutting is available in the DAC-360T. With its easy to use touch screen navigation on the bright LCD screen, operation is most user-friendly. The numerical programming with clear icons guides the operator through all programming functionalities.



# Delem

### Capabilities of the Delem DAC-360T Control Unit

- Panel based housing
- Bright LCD screen
- Back / front gauge control
- Retract function
- Cutting angle and gap control
- Stroke length limitation
- Manual movement of all axes
- Force control
- Sheet thickness measurement
- Return to Sender function
- Sheet support

### Standard

- 7" widescreen TFT, high brightness
- Color LCD display
- LED
- 1024 x 600 pixels, 32 bit color
- Full touch screen control (PCT-touch)
- 25 steps per program
- Panel version
- USB flash memory drive

### Programming

- Numerical program setup
- Backgauge position
- Retract function
- Angle programming
- Gap programming
- Strength repetition
- Material types/properties
- Thickness
- Stock counter
- Sheet position
- Axis speed
- Backgauge park position

### Computed

- Angle, gap and stroke length computation
- Force (clamping/cutting)
- Backgauge safety zone



## DELEM DAC-362T

STANDARD CNC Control for C-GENIUS Series

The DAC-362T control supports dual and triple gauge axes, offering control for extra gauges and related functionalities. Upon demand multiple back gauge axes, cutting angle, stroke length and gap can be controlled, based on state-of-the-art electronics. Next to back gauge control, the DAC-362T automatically calculates the required setting for the cutting angle and gap depending on material properties and thickness. The stroke length is optimized based on the required cutting length, thus increasing productivity.

The back gauge control supports servo control, 2-speed AC control as well as inverter control. Depending on the application you can select either two-side positioning or single side positioning, using optional spindle correction functionality. The DAC-362T supports dual and triple gauge axes control, offering control for extra gauges and related functionality.

Full force control for clamping and cutting is available in the DAC-362T. With its easy to use touch screen navigation on the bright LCD screen, operation is most user-friendly. The numerical programming with clear icons guides the operator through all programming functionalities.



### Capabilities of the Delem DAC-362T Control Unit

- Panel based housing
- Bright LCD screen
- Back / front gauge control
- Retract function
- Cutting angle and gap control
- Stroke length limitation
- Manual movement of all axes
- Force control
- Sheet thickness measurement
- Return to Sender function
- Sheet support

### Standard

- 7" widescreen TFT, high brightness
- Color LCD display
- LED
- 1024 x 600 pixels, 32 bit color
- Full touch screen control (PCT-touch)
- 25 steps per program
- Panel version
- USB flash memory drive

### Programming

- Numerical program setup
- Backgauge position
- Retract function
- Angle programming
- Gap programming
- Strength repetition
- Material types/properties
- Thickness
- Stock counter
- Sheet position
- Axis speed
- Backgauge park position

### Computed

- Angle, gap and stroke length computation
- Force (clamping/cutting)
- Backgauge safety zone



# C-SMART SWING BEAM SERIES

Superior design and high yield steel allow for our C-SMART shears to offer fantastic cuts and amazing repeatability whether you are cutting thin or thick material, even in the most difficult conditions. The C-SMART series provides high strength, productivity, sensitivity, and safety while lowering your production cost and improving your bottom line.

These shears are designed superiorly for sheets 0.23"-0.79" with high quality material and workmanship. They are produced to be used for many years in heavy duty conditions without problems.



## OPTIONAL FEATURES

### ANGLE GAUGE



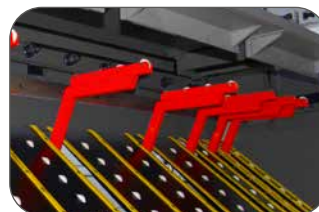
While angle cutting, this device provides accurate and easy material handling

### LASER CUTTING SYSTEM




Angled or drawn line cuttings could be done easily and controllably with the help of a laser cutting line

### LEVER TYPE PNEUMATIC SHEET SUPPORT SYSTEM



Pneumatic arms supports and provides more precise cuts by avoiding hanging down the wide and thin sheets

### MONOBLOCK TYPE PNEUMATIC SHEET SUPPORT SYSTEM



Pneumatic table supports and provides more precise cuts by avoiding hanging down the wide and thin sheets

# C-SMART FEATURES



## STANDARD

- Shear blades made from tough and wear-resistant alloyed material
- Top blade: Two cutting edges suitable for all materials.
- Bottom blade: Four cutting edges
- Delem DAC-360T control unit
- 14" throat depth
- 40" travel ballscrew backgauge with swing up backstop at full extension
- Repeatability of the backgauge to .001"
- 40" squaring arm and front support arms
- Work table with filler plates, ball transfers and hand slots
- Metric and inch rulers
- Front, side and back safety panels which are suitable for CE norms and are recessed into Squaring and front support arms
- Sheet sliding system
- SIEMENS electrical system
- Hoerbiger hydraulic system
- Robust hold system
- Moveable foot pedal
- Emergency stop buttons
- Shadow line facility with fluorescent lighting
- Finger guard and side throat guards
- Power blade gap adjustment with digital readout control
- Work/part counter
- Rear safety guarding
- CNC blade gap adjustment

## OPTIONAL

- Front angle gauge
- Work time counter
- Squaring arm and front arm length other than standard
- Throat gap deeper than standard
- Sheet conveyor and stacking system
- Front gauge X1, X2 Axis and backgauge X3, X4 Axis
- Optional backgauge stroke
- Sheet support system for thin sheets
  - Pneumatic support system (lever type)
  - Pneumatic support system (monoblock panel type)
- Hydraulic oil cooling and heating system
- Optional solid table
- Stainless steel blades (longer life specifically for stainless)
- Ability to increase stroke amount per minute
- Light safety system for finger protection
- Optional alternative color
- Coolant system or heater can be placed in electric panel during ambient condition
- Double foot pedal
- Laser cutting line
- Central lubrication system
- 40" lift-up front finger guard with electrically interlocked safety switch
- Urethane hold down pads

### LONGER SQUARING ARM



The squaring arm provides easier and more delicate and quicker cuts by feeding the material through the cutting area

### LIGHT CURTAINS FOR FINGER PROTECTION



Designed to enable easy and quick material handling with high-protection





# C-SMART

## SWING BEAM SERIES

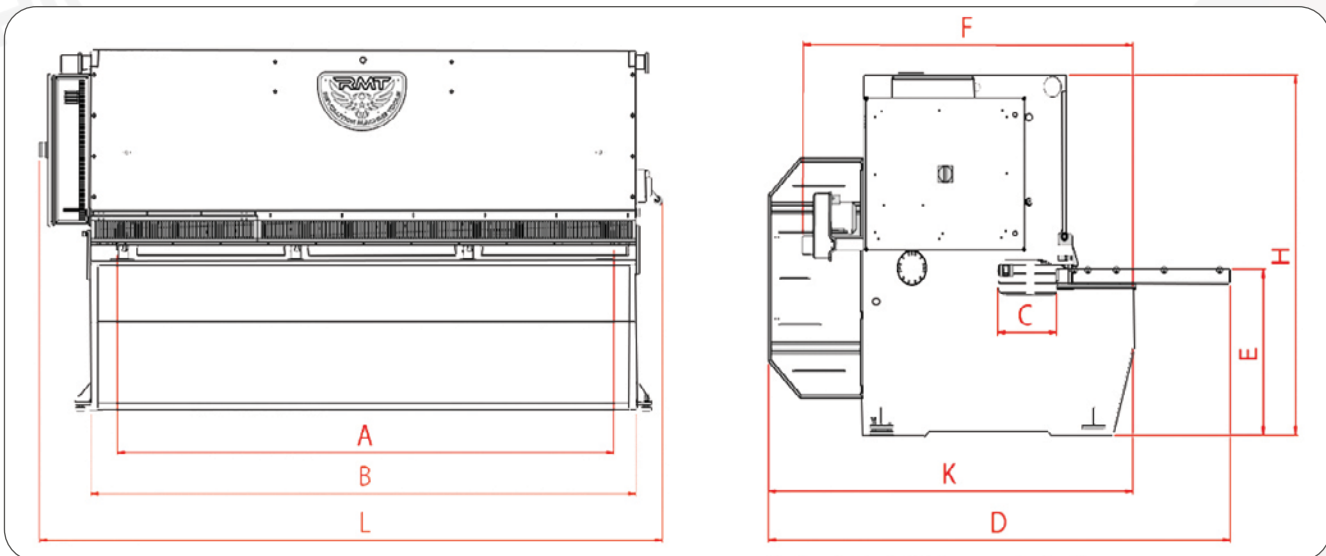
C-SMART SERIES	CUTTING LENGTH	CAPACITIES (TENSILE STRENGTH) ≤ 65	CAPACITIES (TENSILE STRENGTH) ≤ 100	CUTTING ANGLE	STROKES PER MINUTE - FULL CAPACITY	STROKES PER MINUTE - SHORT STROKE	NUMBER OF HOLD DOWNS	HOLD DOWN TONNAGE	MAIN MOTOR	BACKGAUGE MOTOR	BACKGAUGE STROKE	BACKGAUGE SPEED
	A	KSI	KSI	Prog.	Prog.	Prog.	QTY				Prog.	Prog.
	Feet-Inch	Inch	Inch	( ° )	1/min	1/min	Pcs.	Ton	HP	HP	Inch	Inch/sec
C-SMART 10-250	10' 2"	.250"	.160"	1.5°	20	36	14	18	15	1	40"	4.33"
C-SMART-A 10-250	10' 2"	.320"	.200"	1.5°	18	33	14	26	25	1	40"	4.33"
C-SMART 12-250	12' 2"	.250"	.160"	1.5°	14	25	18	22	15	1	40"	4.33"
C-SMART-A 12-250	12' 2"	.320"	.200"	1.5°	16	29	18	31	25	1	40"	4.33"
C-SMART 10-375	10' 2"	.375"	.250"	2.0°	18	33	14	26	30	1	40"	4.33"
C-SMART 12-375	12' 2"	.375"	.250"	2.0°	18	32	18	31	30	1	40"	4.33"
C-SMART 10-500	10' 2"	.500"	.320"	2.0°	17	31	14	34	30	1	40"	4.33"
C-SMART 12-500	12' 2"	.500"	.320"	2.0°	14	25	18	44	30	1	40"	4.33"
C-SMART 10-625	10' 2"	.625"	.400"	2.5°	12	22	14	46	40	1.5	40"	4.33"
C-SMART 12-625	12' 2"	.625"	.400"	2.5°	12	21	18	57	30	1.5	40"	4.33"
C-SMART 10-750	10' 2"	.750"	.500"	2.5°	12	22	14	60	50	1.5	40"	4.33"
C-SMART 12-750	12' 2"	.750"	.500"	2.5°	11	20	18	74	50	1.5	40"	4.33"

Note: Most stainless steels have tensile strength of 90 KSI  
 Custom capacities and lengths readily available  
 Due to ongoing product development specification may change at any time



C-SMART SERIES	OIL CAPACITY	CNC BLADE GAP ADJUSTMENT	NUMBER OF SHEET SUPPORT ARMS	HYDRAULIC TANK CAPACITY	TABLE WIDTH	THROAT DEPTH	OVERALL DEPTH WITH STANDARD SQUARING ARM	TABLE HEIGHT	TRANSPORT DEPTH	OVERALL WIDTH	OVERALL HEIGHT
		Prog.	39"		B	C	D	E	F	L	H
	Gal	Inch	Pcs.	Gal	Inch	Inch	Inch	Inch	Inch	Inch	Inch
C-SMART 10-250	40	.002-.03"	2	45	135"	13.8"	114"	36"	91"	83"	83"
C-SMART-A 10-250	66	.002-.04"	2	45	137"	13.8"	117"	36"	96"	85"	84"
C-SMART 12-250	40	.002-.03"	3	74	161"	13.8"	114"	38"	91"	83"	85"
C-SMART-A 12-250	66	.002-.04"	3	45	164"	13.8"	117"	38"	96"	85"	86"
C-SMART 10-375	69	.002-.05"	2	45	137"	13.8"	121"	36"	99"	89"	86"
C-SMART 12-375	69	.002-.06"	3	45	164"	13.8"	123"	40"	101"	90"	90"
C-SMART 10-500	82	.002-.06"	2	58	139"	13.8"	124"	36"	103"	92"	88"
C-SMART 12-500	82	.002-.06"	3	58	165"	13.8"	123"	40"	105"	92"	92"
C-SMART 10-625	132	.002-.08"	2	58	143"	13.8"	124"	36"	103"	93"	97"
C-SMART 12-625	132	.002-.08"	3	58	169"	13.8"	124"	40"	103"	93"	102"
C-SMART 10-750	132	.002-.09"	2	58	145"	13.8"	128"	36"	106"	94"	99"
C-SMART 12-750	132	.002-.09"	3	58	172"	13.8"	126"	40"	105"	94"	103"

Note: Most stainless steels have tensile strength of 90 KSI  
 Custom capacities and lengths readily available  
 Due to ongoing product development specification may change at any time





# C-GENIUS

## HYDRAULIC VARIABLE RAKE SERIES

The C-GENIUS series is the top of the line, incorporating all the latest technology to offer the highest level of functionality. With our hydraulic angle setting and user friendly control panel, you will be able to easily cut different material thicknesses. This series is well named, as only the most intelligent machines could provide speed, precision, accuracy and repeatability as our C-GENIUS shears.



### OPTIONAL FEATURES

#### ANGLE GAUGE



While angle cutting, this device provides accurate and easy material handling

#### CONVEYOR SYSTEM



Cutting material is removed and carried out automatically to stacking area by conveyor belts

#### X TYPE SHEET SUPPORT SYSTEM



This system supports the sheet during the entire cutting process by moving down parallel with cut sheet which helps improve precision for long and thin sheets

#### LEVER TYPE PNEUMATIC SHEET SUPPORT SYSTEM



Pneumatic arms supports and provides more precise cuts by avoiding hanging down the wide and thin sheets

# C-GENIUS FEATURES



## STANDARD

- Shear blades made from tough and wear-resistant alloyed material, suitable for all material
- Top blade: Four cutting edges
- Bottom blade: Four cutting edges
- Delem DAC-362T digital control unit for backgauge positioning, rake adjustment, and blade gap setting
- Portable foot pedal control for single and repetitive cutting cycles
- CNC controlled hydraulic blade gap adjustment system
- CNC controlled cutting angle adjustment system
- 40" travel ballscrew backgauge with swing up backstop at full extension
- Front support arms in 40" length with T-slot, ruler and flip stop
- Squaring arm
- Scales with metric and inches
- Cutting line illumination and shadow line
- Digital stroke counter
- Pendant arm
- Work table with filler plates, ball transfers, and hand slots
- Emergency stop buttons on the pendant and on the main frame
- Swing up backgauge
- Central lubrication system
- Finger guard and side throat guards
- Rear sliding plates
- Front sliding plates with ball bearings on the table
- 14" throat depth

## SCRAP SEPARATOR



Separates scraps through the cutting process to save time from separating material waste

## ANTI-TWIST SYSTEM



Anti-Twist system prevents cutting sheet material from twisting in narrow and strip cuttings by holding straight during the cutting process against blade movements.

## OPTIONAL

- Siemens OP7 S7-200
- Cybelec DNC 60
- Servo driven backgauge movement
- Automatic "swing-up" backgauge mechanism for shearing longer pieces than maximum backgauge length
- Pneumatic rear support systems for thin sheets
  - Lever type pneumatic sheet support system
  - Monoblock type pneumatic sheet support system
  - X type pneumatic sheet support system
- Anti-twist system
- Long and powered squaring arm with ruler
- 20" and over throat depth
- Front and rear sheet conveyor and stacking systems
- Oil cooling or heating equipment
- Squaring arm and front arm length other than standard
- Laser cutting line
- Sliding support arms
- Finger guard curtains
- Conveyor
- Scrap separator
- Stacker systems
- X1, X2 adjustable angled backgauge system
- Blades for stainless steel cutting
- Stroke per minutes - increased life
- Extended backgauge stroke
- T-slotted front support arms with scale and flip-stop
- Angle gauge
- 40" lift-up front finger guard with electrically interlocked safety switch.
- Hold down pads
- Rear safety guarding



# C-GENIUS

## HYDRAULIC VARIABLE RAKE SERIES

C-GENIUS SERIES	CUTTING LENGTH	CAPACITIES (TENSILE STRENGTH) ≤ 65	CAPACITIES (TENSILE STRENGTH) ≤ 100	CUTTING ANGLE	STROKES PER MINUTE - FULL CAPACITY	NUMBER OF HOLD DOWNS	HOLD DOWN TONNAGE	MAIN MOTOR	BACKGAUGE MOTOR	BACKGAUGE STROKE	BACKGAUGE SPEED	OIL CAPACITY
	A	KSI	KSI	Prog.	Prog.	QTY				Prog.	Prog.	
	Feet-Inch	Inch	Inch	Degree	1/min	Pcs.	Ton	HP	HP	Inch	In/sec	Gal
C-GENIUS 10-250	10' 2"	.250"	.160"	0.5°-1.5°	20-32	14	13	15	1	39"	4.33"	40
C-GENIUS 12-250	12' 2"	.250"	.160"	0.5°-1.5°	8-14	18	17	15	1	39"	4.33"	40
C-GENIUS 20-250	20'	.250"	.160"	0.5°-1.5°	9-14	26	22	30	1.5	39"	4.33"	69
C-GENIUS 10-375	10' 2"	.375"	.250"	0.5°-2.0°	16-25	14	26	30	1.5	39"	4.33"	69
C-GENIUS 12-375	12' 2"	.375"	.250"	0.5°-2.0°	7-12	18	31	30	1.5	39"	4.33"	69
C-GENIUS 20-375	20'	.375"	.250"	0.5°-2.0°	6-10	26	49	30	1.5	39"	4.33"	66
C-GENIUS 10-500	10' 2"	.500"	.320"	0.5°-2.0°	12-18	14	34	30	1.5	39"	4.33"	82
C-GENIUS 12-500	12' 2"	.500"	.320"	0.5°-2.0°	5-9	18	44	30	1.5	39"	4.33"	82
C-GENIUS 20-500	20'	.500"	.320"	0.5°-2.0°	9-14	26	66	30	1.5	39"	4.33"	82
C-GENIUS 10-625	10' 2"	.625"	.400"	0.5°-2.5°	12-18	14	46	40	1.5	39"	4.33"	132
C-GENIUS 12-625	12' 2"	.625"	.400"	0.5°-2.5°	6-10	18	57	40	1.5	39"	4.33"	132
C-GENIUS 12-625	20'	.625"	.400"	0.5°-2.5°	7-14	26	84	40	1.5	39"	4.33"	132
C-GENIUS 10-750	10' 2"	.750"	.500"	0.5°-2.5°	9-14	14	60	50	1.5	39"	4.33"	132
C-GENIUS 12-750	12' 2"	.750"	.500"	0.5°-2.5°	6-9	18	74	50	1.5	39"	4.33"	132
C-GENIUS 12-750	20'	.750"	.500"	0.5°-2.5°	6-10	26	106	50	1.5	39"	4.33"	132
C-GENIUS 10-1000	10' 2"	1.00"	.59"	0.5°-2.5°	6-10	20	84	60	1.5	39"	4.33"	211
C-GENIUS 12-1000	12' 2"	1.00"	.59"	0.5°-2.5°	5-9	25	97	60	1.5	39"	4.33"	211
C-GENIUS 12-1000	20'	.100"	.59"	0.5°-2.5°	8-14	36	136	60	1.5	39"	4.33"	211

Note: Most stainless steels have tensile strength of 90 KSI

Custom capacities and lengths readily available

Due to ongoing product development specification may change at any time



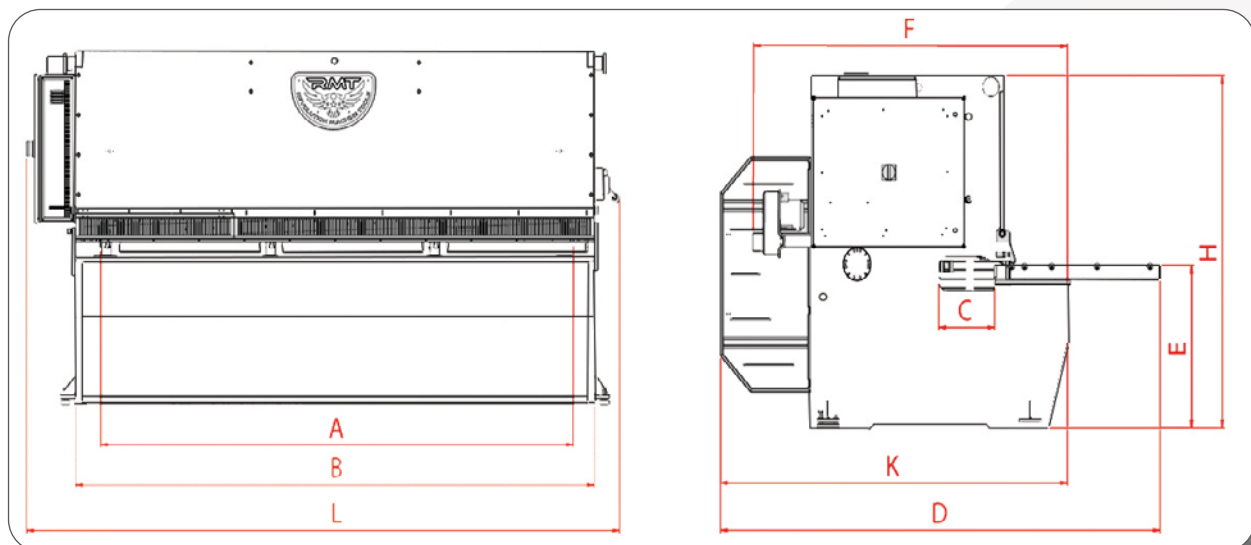



C-GENIUS SERIES	BLADE GAP ADJUSTMENT	NUMBER OF SHEET SUPPORT ARMS	HYDRAULIC TANK CAPACITY	TABLE WIDTH	THROAT DEPTH		OVERALL DEPTH WITH STANDARD SQUARING ARM	TABLE HEIGHT	TRANSPORT DEPTH	OVERALL WIDTH	OVERALL HEIGHT	WEIGHT
	Prog.			B	C		D	E	F	L	K	
	Inch	Pcs.		Inch	Inch	Ops. (in.)	Inch	Inch	Inch	Inch	Inch	Lbs
C-GENIUS 10-250	.002-.03"	2	63	138"	14"	20"	114"	35"	87"	196"	88"	15,984
C-GENIUS 12-250	.002-.03"	3	95	177"	14"	20"	114"	37"	87"	236"	91"	23,038
C-GENIUS 20-250	.002-.03"	5	95	262"	14"	20"	125"	39"	90"	325"	107"	58,235
C-GENIUS 10-375	.002-.05"	2	95	143"	14"	20"	118"	36"	89"	201"	89"	22,553
C-GENIUS 12-375	.002-.05"	3	95	183"	14"	20"	124"	39"	89"	240"	97"	33,290
C-GENIUS 20-375	.002-.05"	5	106	263"	14"	20"	124"	43"	90"	326"	107"	63,052
C-GENIUS 10-500	.002-.06"	2	95	145"	14"	20"	122"	35"	91"	201"	95"	27,889
C-GENIUS 12-500	.002-.05"	3	106	184"	14"	20"	128"	39"	92"	241"	102"	40,675
C-GENIUS 20-500	.002-.05"	5	106	265"	14"	20"	120"	43"	92"	329"	111"	73,414
C-GENIUS 10-625	.002-.08"	2	106	148"	14"	20"	128"	35"	92"	205"	97"	36,376
C-GENIUS 12-625	.002-.08"	3	106	187"	14"	20"	128"	39"	92"	245"	106"	51,147
C-GENIUS 12-625	.002-.08"	5	106	269"	14"	20"	128"	43"	93"	331"	118"	90,610
C-GENIUS 10-750	.002-.09"	2	106	150"	14"	20"	128"	35"	93"	206"	101"	41,667
C-GENIUS 12-750	.002-.09"	3	106	189"	14"	20"	129"	39"	93"	245"	106"	58,863
C-GENIUS 12-750	.002-.09"	5	106	273"	14"	20"	126"	43"	94"	331"	123"	111,554
C-GENIUS 10-1000	.002-.12"	2	159	153"	14"	20"	128"	39"	96"	207"	114"	60,848
C-GENIUS 12-1000	.002-.12"	3	159	192"	14"	20"	128"	43"	96"	256"	127"	83,114
C-GENIUS 12-1000	.002-.12"	5	159	276"	14"	20"	125"	47"	98"	338"	134"	151,017

Note: Most stainless steels have tensile strength of 90 KSI

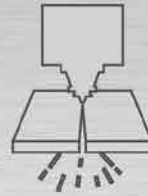
Custom capacities and lengths readily available

Due to ongoing product development specification may change at any time

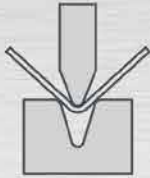




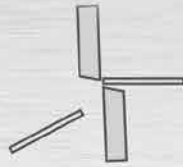
*Hydraulic Presses*



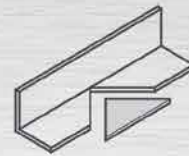
*Fiber Lasers*




*Press Brakes*



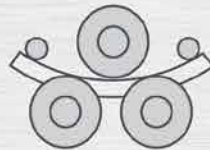
*Shears*



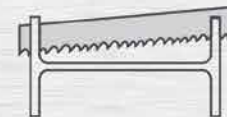
*Ironworkers*



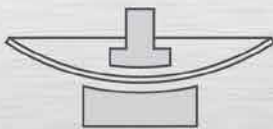
*Plate Rolls*



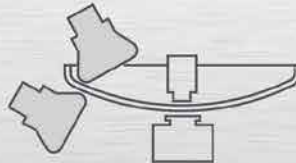
*Angle Rolls*



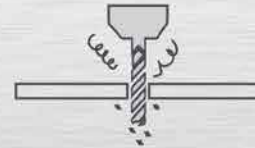
*Bandsaws*



*Dishing Presses*



*Flanging Machines*



*Drilling Machines*

*"If you need a machine and don't buy it, you'll find that you have paid for it anyway, but don't have it."  
Henry Ford*

Revolution Machine Tools  
385 N 700 W  
North Salt Lake, UT 84054

[www.RMTUS.com](http://www.RMTUS.com)  
info@rmtus.com

Phone: 844.RMT.INFO  
844.768.4636

**KYSON**

844-768-4636 / [www.RMTUS.com](http://www.RMTUS.com)